





## Geographic Info > Geographic Info Summary

### Geographic Info Summary


During the Week of March 30th, 2008:

- A total of 7,215 distinct visits were made to the site.
- 45,18% of all visits were from a known geographic location. 23,31% were from North America, 20,92% from Europe, 0,92% from Asia, 0,04% from Oceania, 0,00% from South America and 0,00% from Africa.

### Six Week Historical Comparison

Top Continents	Feb 24th, 2008	Mar 2nd, 2008	Mar 9th, 2008	Mar 16th, 2008	Mar 23rd, 2008	Mar 30th, 2008
1.  North America	920	1,215	1,229	633	502	1,682 Forecast 1,141,87
2.  Europe	2,342	2,352	2,358	2,102	1,900	1,509 Forecast 2,187,69
3.  Asia	44	39	44	33	88	66 Forecast 38,58
4.  Oceania	4	0	14	4	9	3 Forecast 2,51

### Six Week Historical Comparison

Top North American Countries	Feb 24th, 2008	Mar 2nd, 2008	Mar 9th, 2008	Mar 16th, 2008	Mar 23rd, 2008	Mar 30th, 2008
1.  USA	919	1,211	1,226	630	501	1,682 Forecast 1,138,75


### Six Week Historical Comparison

Top South American Countries	Feb 24th, 2008	Mar 2nd, 2008	Mar 9th, 2008	Mar 16th, 2008	Mar 23rd, 2008	Mar 30th, 2008
------------------------------	----------------	---------------	---------------	----------------	----------------	----------------




Continued on Page 2 ...

... continued from Page 1

**No South American Countries Data.****Six Week Historical Comparison**

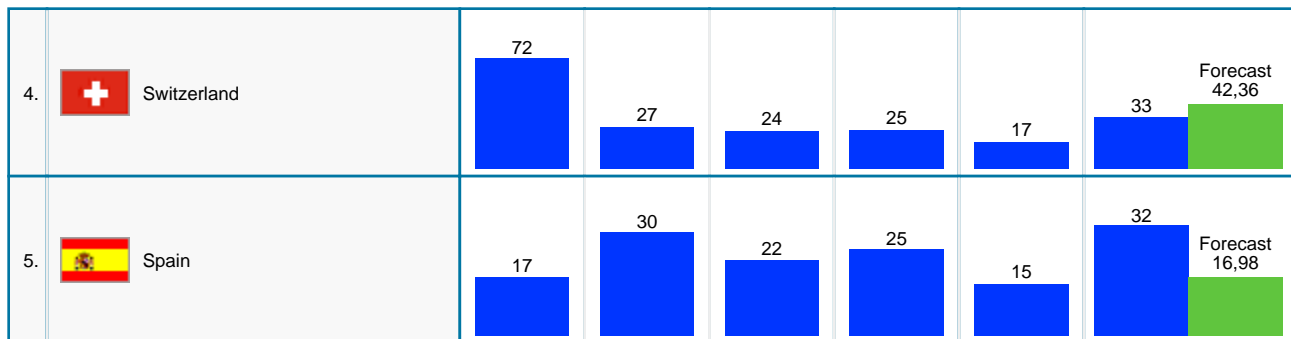
Top Asian Countries		Feb 24th, 2008	Mar 2nd, 2008	Mar 9th, 2008	Mar 16th, 2008	Mar 23rd, 2008	Mar 30th, 2008
1.	 China	31	25	36	26	73	62 Forecast 24,82
2.	 Russia	7	11	3	5	0	5 Forecast 7,83
3.	 Thailand	0	0	0	0	0	2 Forecast 2,13
4.	 Jordan	0	0	0	0	0	1 Forecast 0,00
5.	 India	1	0	0	0	0	1 Forecast 2,37

**Six Week Historical Comparison**

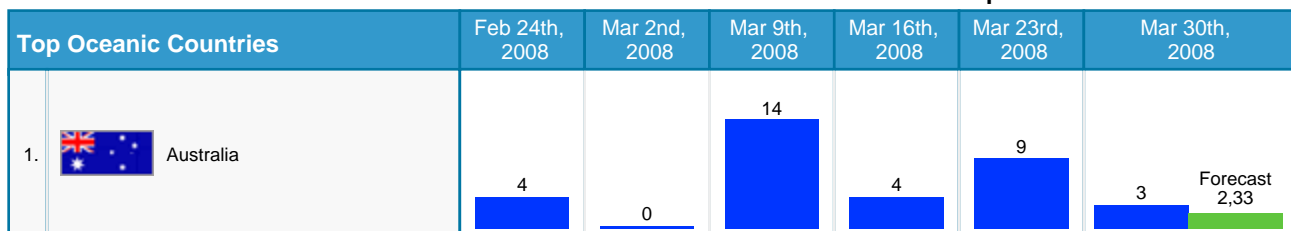
Top European Countries		Feb 24th, 2008	Mar 2nd, 2008	Mar 9th, 2008	Mar 16th, 2008	Mar 23rd, 2008	Mar 30th, 2008
1.	 Italy	1,660	1,708	1,616	1,278	1,200	905 Forecast 1,577,49
2.	 France	323	318	353	250	249	279 Forecast 256,03
3.	 Sweden	160	122	220	391	321	197 Forecast 167,28

Continued on Page 3 ...

... continued from Page 2



## Six Week Historical Comparison



## Six Week Historical Comparison

Top African Countries		Feb 24th, 2008	Mar 2nd, 2008	Mar 9th, 2008	Mar 16th, 2008	Mar 23rd, 2008	Mar 30th, 2008
-----------------------	--	-------------------	------------------	------------------	-------------------	-------------------	-------------------

No African Countries Data.