

## Visitor Info > Visitor Info Summary

### Visitor Info Summary


During the Week of March 30th, 2008:

- A total of 7,215 distinct visits were made to the site.
- 12,64% of all visits were by people using a version of Microsoft Internet Explorer to view the site, 15,62% used Netscape, 0,42% used FireFox, and 0,00% used the AOL browser.
- 31,95% of all visits were by people using a version of Microsoft Windows, 0,36% used MacOS, and 0,22% used a version of Unix/Linux.

### Six Week Historical Comparison

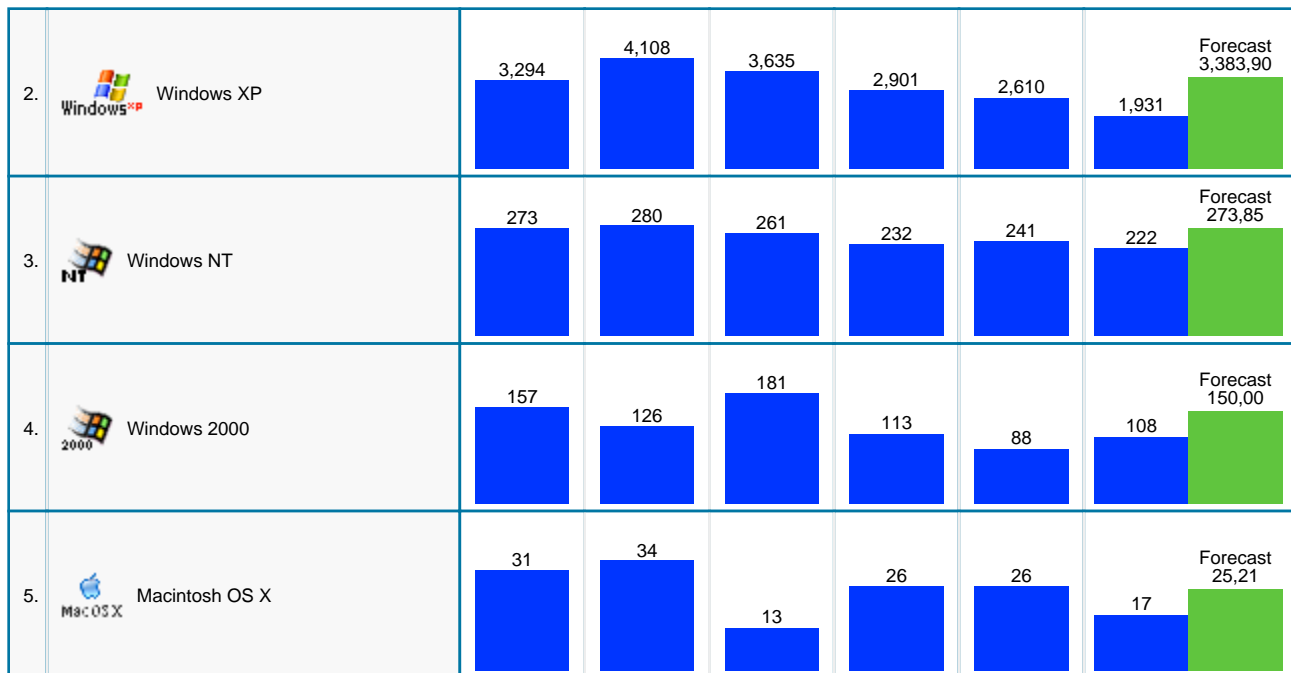
Top Browsers		Feb 24th, 2008	Mar 2nd, 2008	Mar 9th, 2008	Mar 16th, 2008	Mar 23rd, 2008	Mar 30th, 2008
1.	 Unknown	5,259	5,155	6,763	3,645	5,016	5,136 Forecast 5,646,30
2.	 MSIE 6.x	1,614	2,204	2,015	1,409	1,225	901 Forecast 1,738,93
3.	 Netscape 4.x	1,412	1,511	1,169	1,073	1,080	745 Forecast 1,374,09
4.	 Netscape 7.x	525	585	547	462	427	381 Forecast 538,65
5.	 Firefox 1.x	38	18	20	59	24	30 Forecast 30,71

### Six Week Historical Comparison

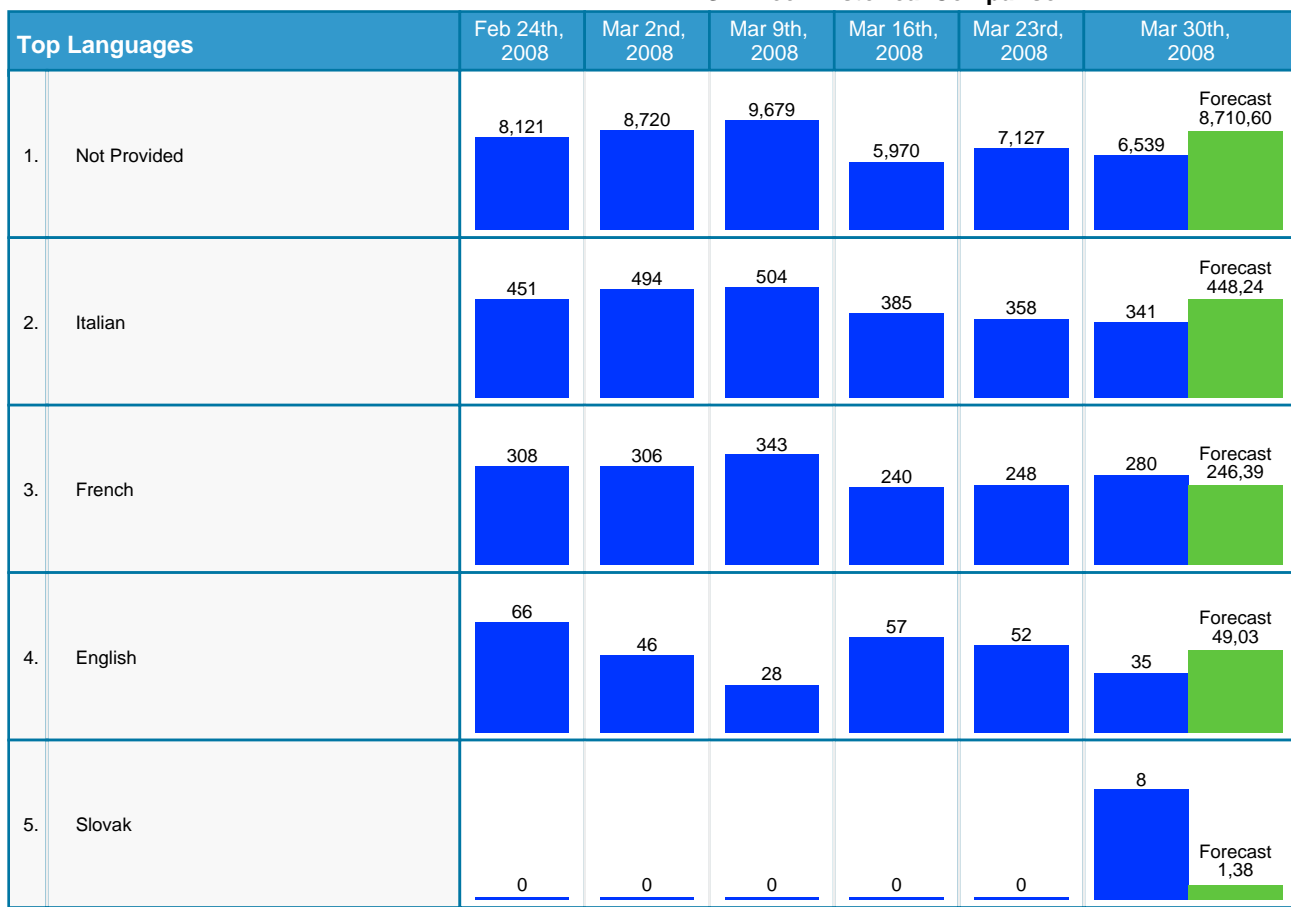
Top Operating Systems		Feb 24th, 2008	Mar 2nd, 2008	Mar 9th, 2008	Mar 16th, 2008	Mar 23rd, 2008	Mar 30th, 2008
1.	 Unknown	4,949	4,865	6,400	3,365	4,775	4,868 Forecast 5,352,40

Continued on Page 2 ...

... continued from Page 1



## Six Week Historical Comparison



Continued on Page 3 ...

... continued from Page 2

## Six Week Historical Comparison

Top Website Crawlers		Feb 24th, 2008	Mar 2nd, 2008	Mar 9th, 2008	Mar 16th, 2008	Mar 23rd, 2008	Mar 30th, 2008
1.	Yahoo	3,686	3,166	4,852	2,277	3,815	4,164 Forecast 3,827,58
2.	Unknown	4,416	5,333	4,601	3,672	3,335	2,619 Forecast 4,479,54
3.	Pic Search	94	67	148	325	261	130 Forecast 106,04
4.	MSN	241	369	344	202	183	122 Forecast 309,19
5.	Teoma	384	564	403	143	150	108 Forecast 458,36